إ


3

2.

(%)

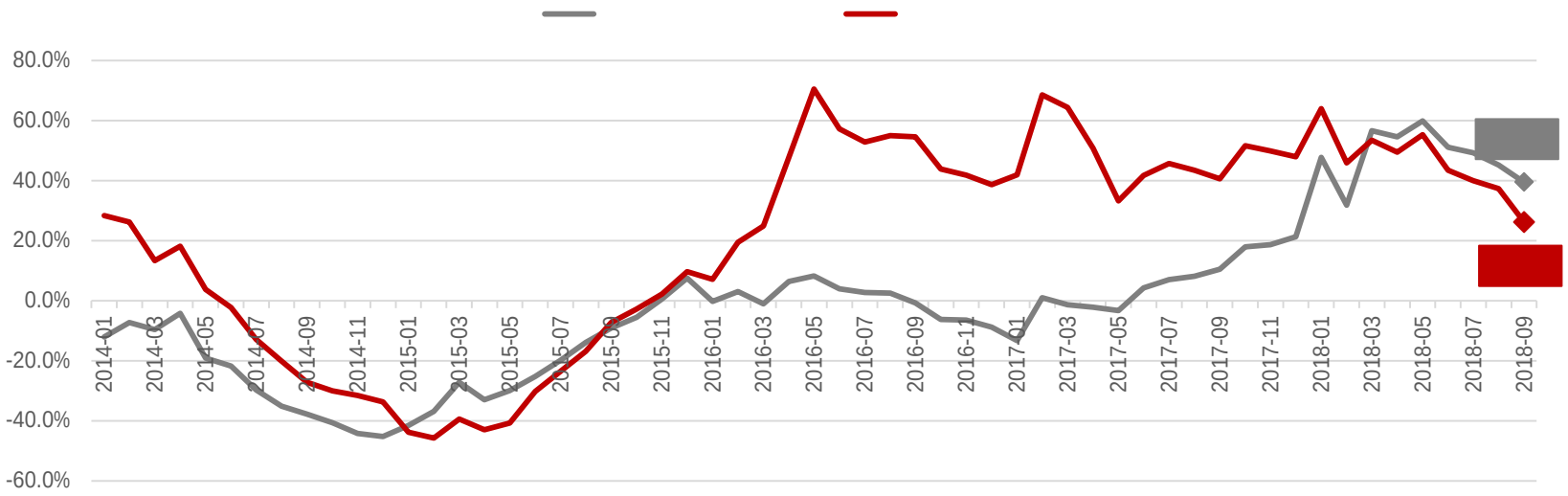

- 9

		(%)		(%)	1.	(%)	2.	(%)	3.	(%)	4.	(%)
1. ( )	4.40	26.1%	3.53	26.2%	0.20	-26.2%	1.63	13.0%	0.76	21.8%	0.94	103.7%
2. ( )	29.77	30.7%	13.90	39.5%	0.14	-14.1%	3.54	25.4%	2.84	12.8%	7.38	65.5%
3. (/)	1,478	-3.6%	2,539	-9.5%	13,766	-14.1%	4,609	-9.9%	2,674	8.0%	1,277	23.1%

3.

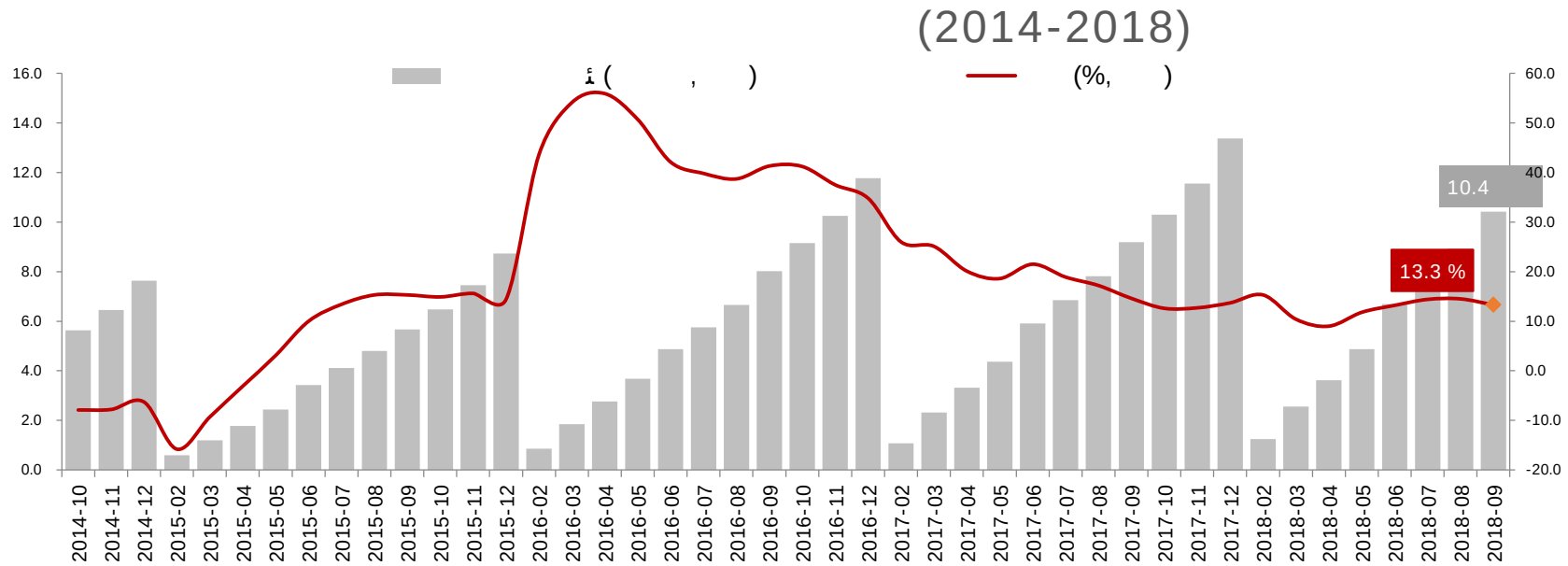
(2014-2018)
ئ(,)
(%,)
16.0
14.0
12.0
10.0
8.0
6.0
4.0
2.0
0.0
60.0
50.0
40.0
30.0
20.0
10.0
0.0
-10.0
-20.0
10.4
13.3 %
2014-10
2014-11
2014-12
2015-02
2015-03
2015-04
2015-05
2015-06
2015-07
2015-08
2015-09
2015-10
2015-11
2015-12
2016-02
2016-03
2016-04
2016-05
2016-06
2016-07
2016-08
2016-09
2016-10
2016-11
2016-12
2017-02
2017-03
2017-04
2017-05
2017-06
2017-07
2017-08
2017-09
2017-10
2017-11
2017-12
2018-02
2018-03
2018-04
2018-05
2018-06
2018-07
2018-08
2018-09

- 1-9 ئ 10.4 13.3%

4.

- 70
- 70 9 64 8 2 1.1%
  4.6 3 1 3 0.1%

70 (,2014-2018.09)



5.

•

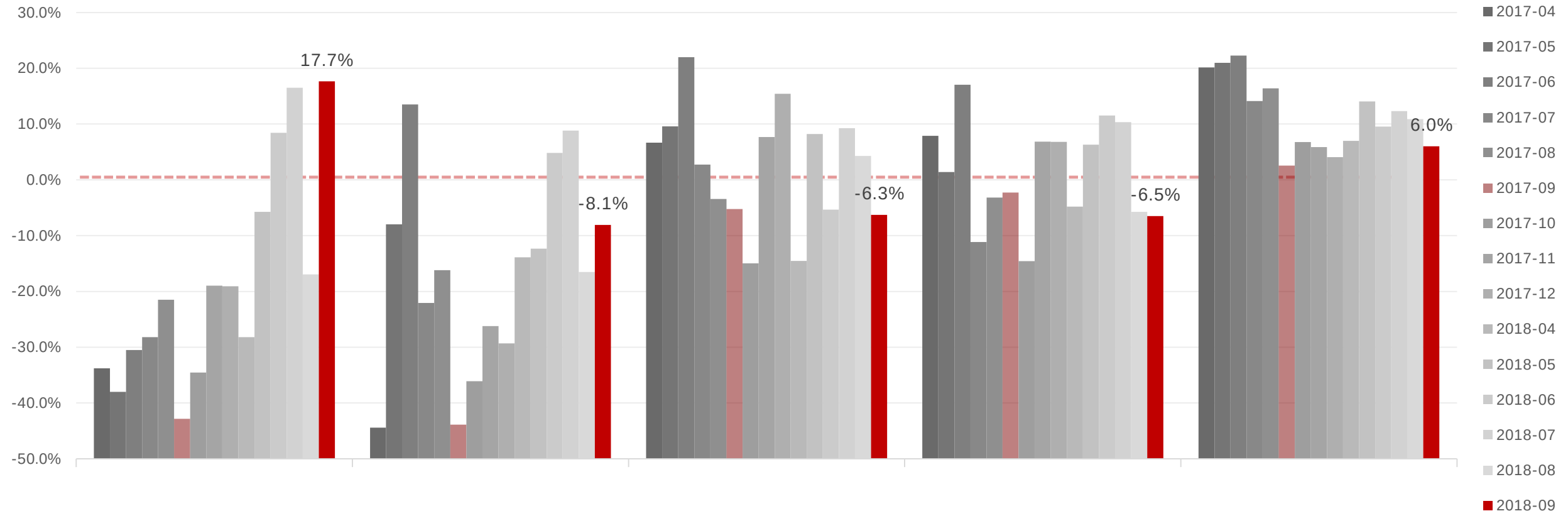
30.0%
20.0%
10.0%
0.0%
-10.0%
-20.0%
-30.0%
-40.0%
-50.0%
17.7%
-8.1%
-6.3%
-6.5%
6.0%
2017-04
2017-05
2017-06
2017-07
2017-08
2017-09
2017-10
2017-11
2017-12
2018-04
2018-05
2018-06
2018-07
2018-08
2018-09

6.

7.

(,2018.08-

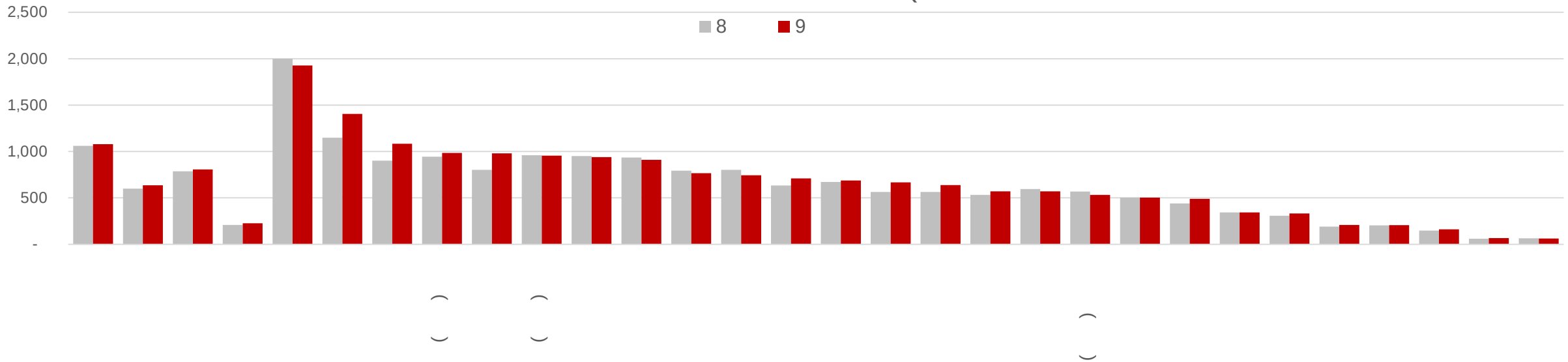

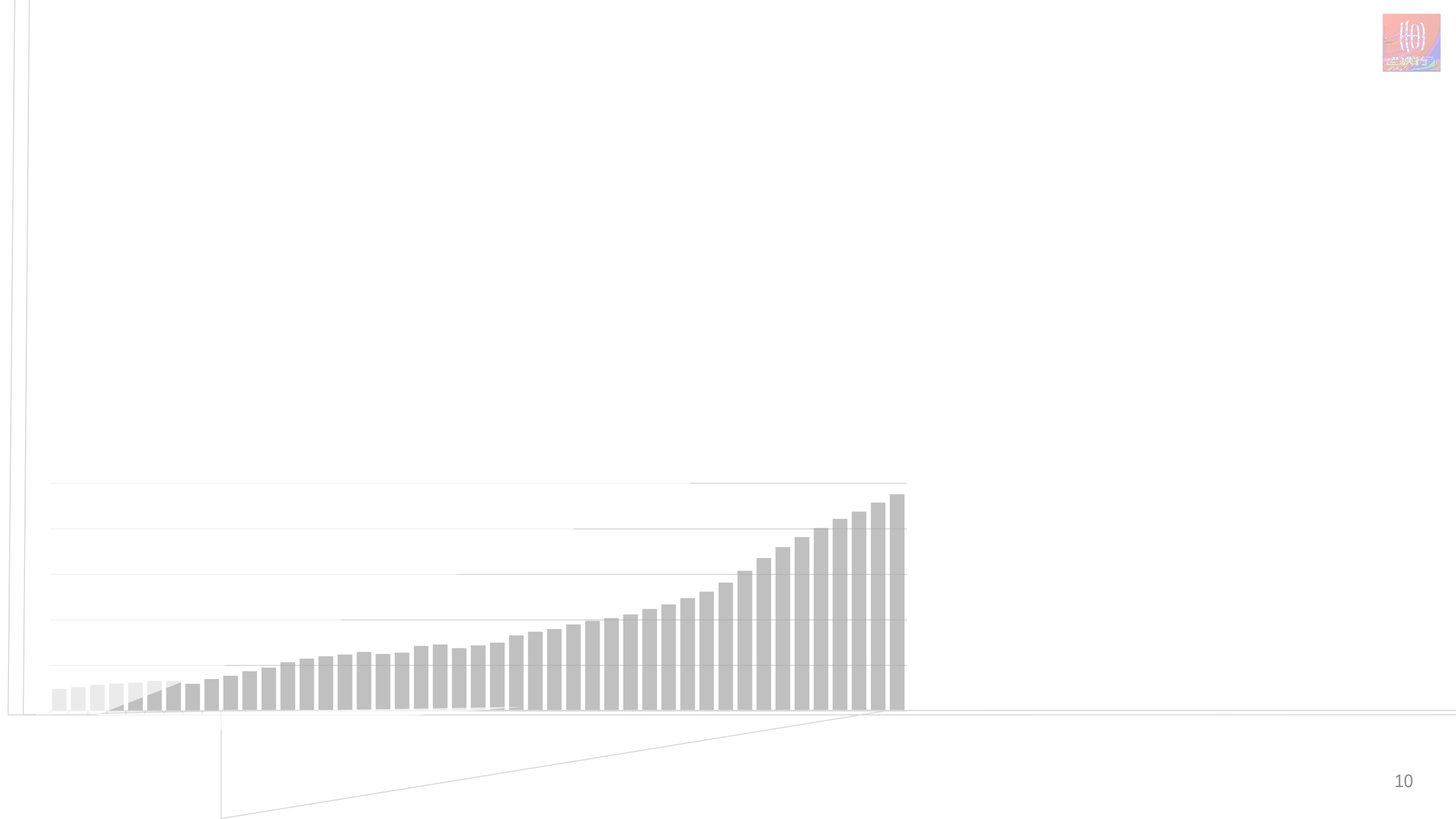

9.

10. Top21-30

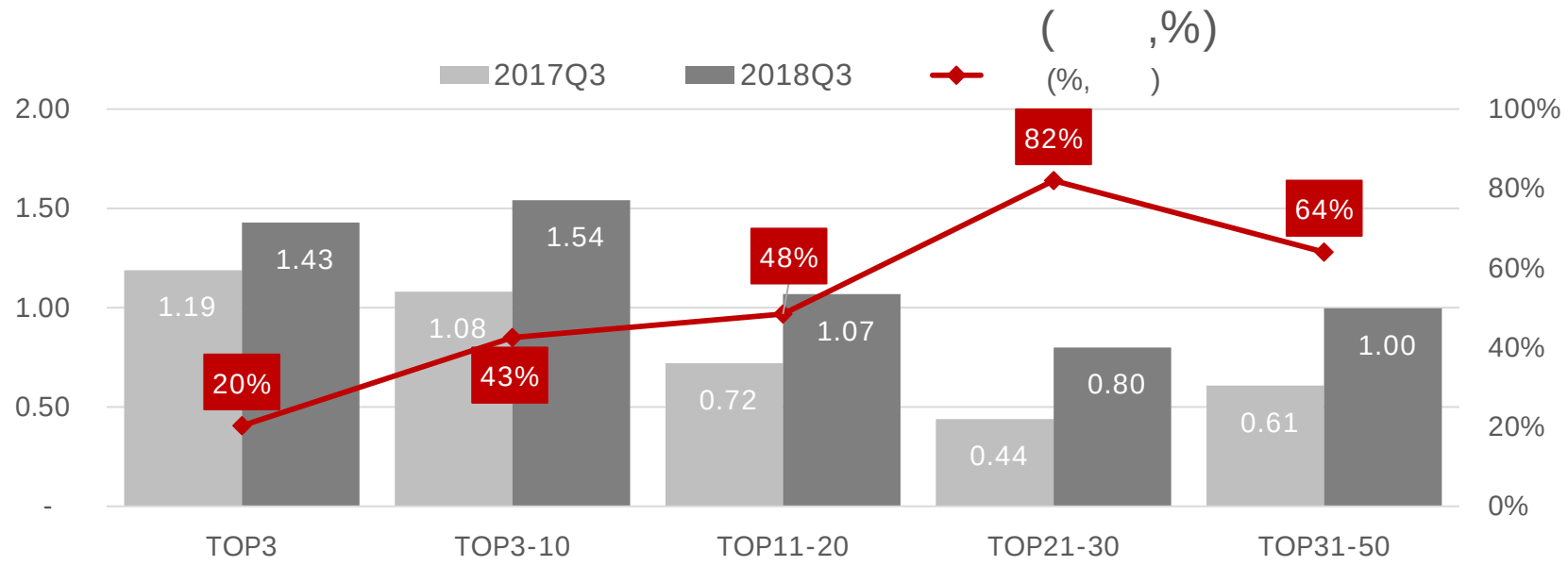

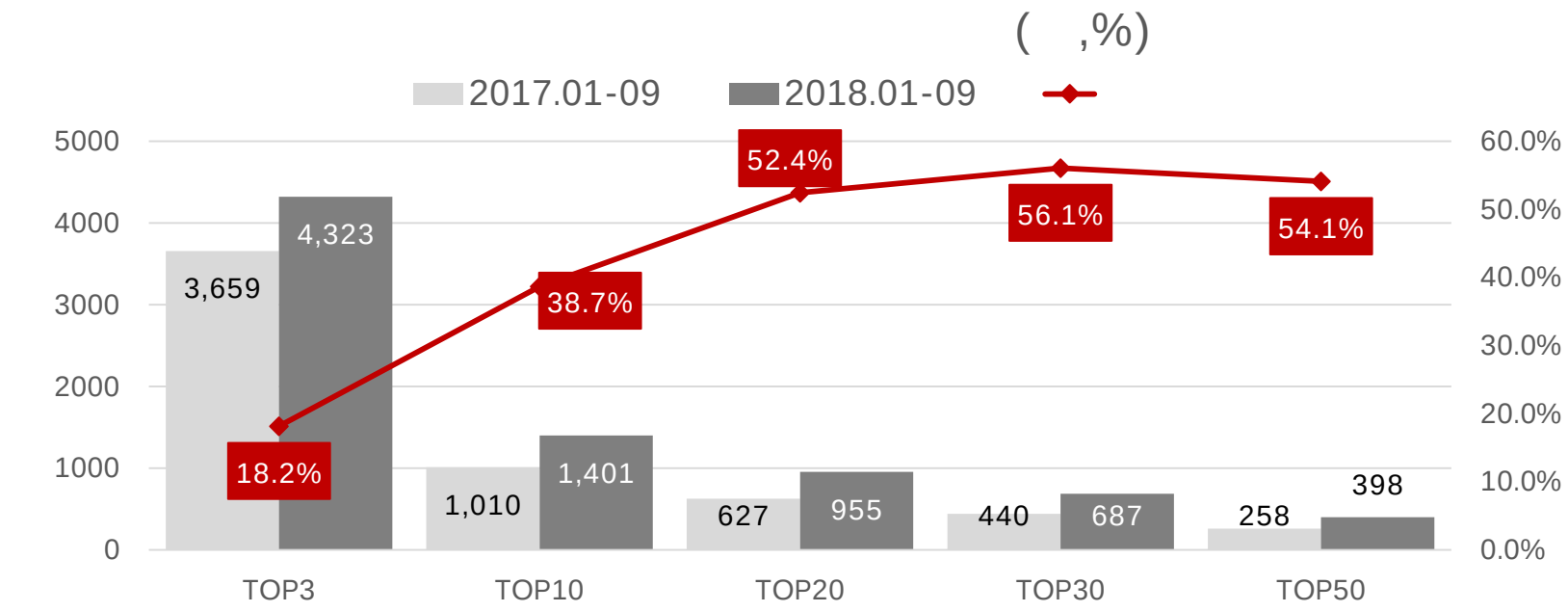

- 9
  ئ 1.43
  20% 1-8 1.3
- 21-30
  ئ 0.8
  82% ص
  90%
- 9
  TOP3 ز 18.2%
  TOP30 ز56.1%
- 21-30

-
-
-

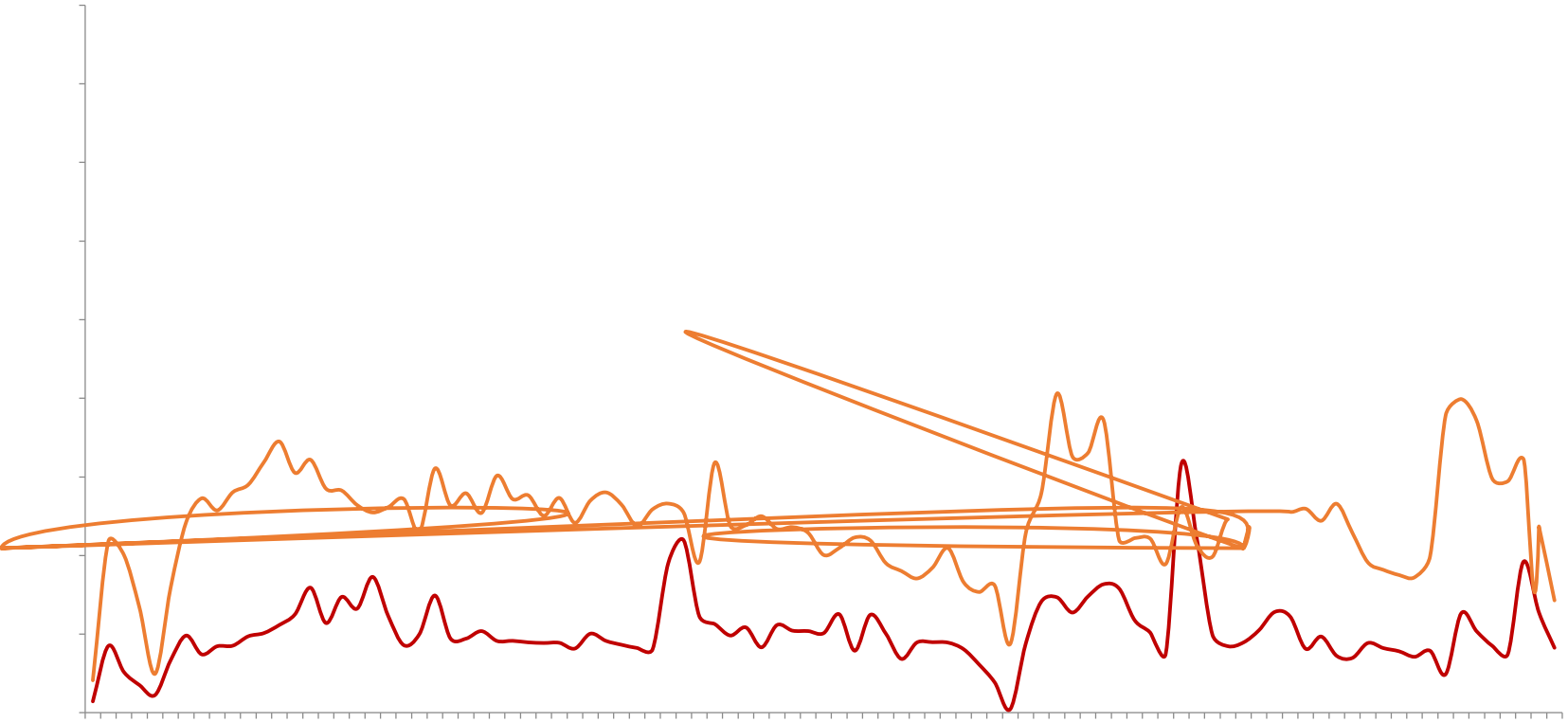

2

(%,2018.1-9)

	( )	(%)	

- ﾝ 5 900
- 9 5,257 1,936 37% 3.38% ﾇ 1,302 5.46%
- 80.3% ﾝ

= - / - -

3

